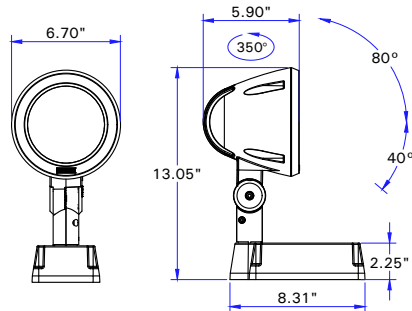


INSTALLATION AND SERVICE MANUAL

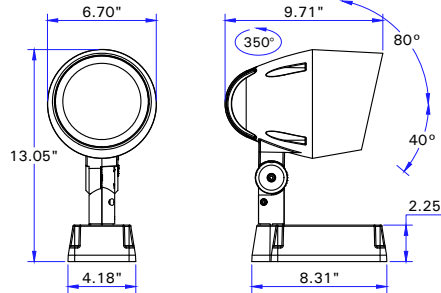
LIGMAN
LIGHTING USA

For installation of Zaab 2 Snoot For Zaab 2 Floodlight.
Model. UZA-50011-A54231.

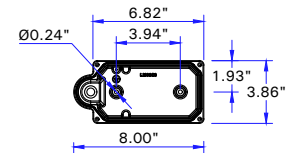
Product drawing (dimensions) SUITABLE FOR WET LOCATIONS



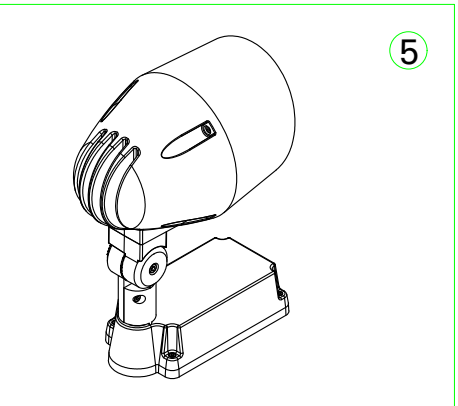
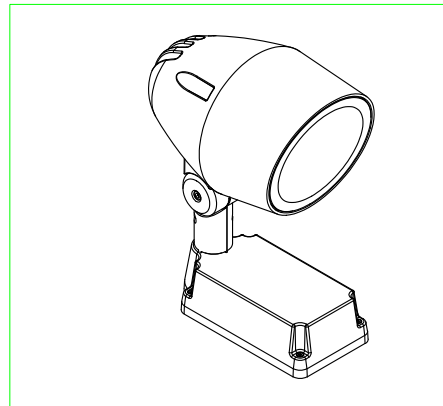
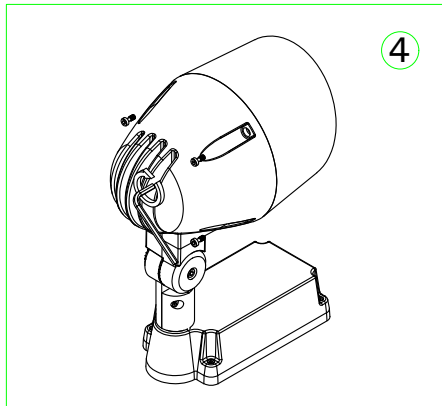
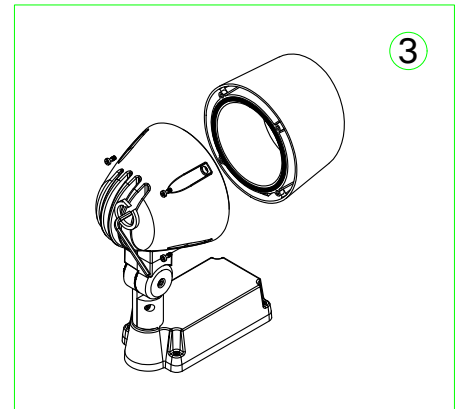
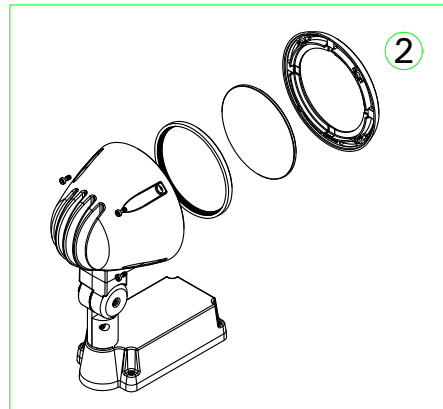
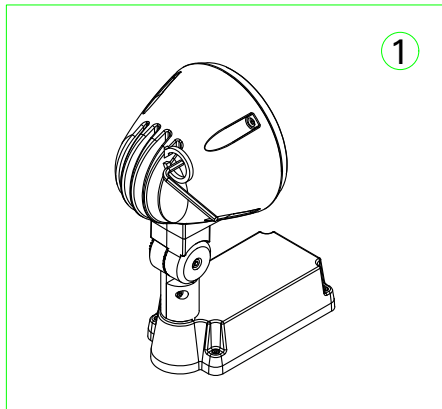
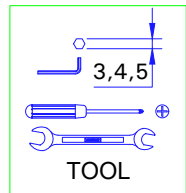
UZA-50011



UZA-50011-A54231



MOUNTING DETAIL



Notice to installer :

1. **WIRING INSTRUCTIONS** Warning : RISK OF FIRE AND ELECTRICAL SHOCK. : FIXTURE MUST BE INSTALLED BY A QUALIFIED ELECTRICIAN ONLY>FIXTURE IS INTENDED FOR INSTALLATION IN ACCORDANCE WITH THE NATIONAL ELECTRICAL CODE, LOCAL AND FEDERAL CODE SPECIFICATIONS. DISCONNECT POWER BEFORE SERVICING.
2. This fixture has a **VOLTAGE SPECIFIC BALLAST**, Check that the supply voltage is the same as the installed ballast voltage.

Ligman Lighting USA

7144 NE Progress Court, Hillsboro
Oregon, 97124, USA
Tel : 503 645 0500 | Fax : 503 645 8100

www.ligmanlightingusa.com

UZA-50011-A54231 23/09/23/ REV.0 RON
1/1

FM-TS-13-2/15-03-2561/Rev.3